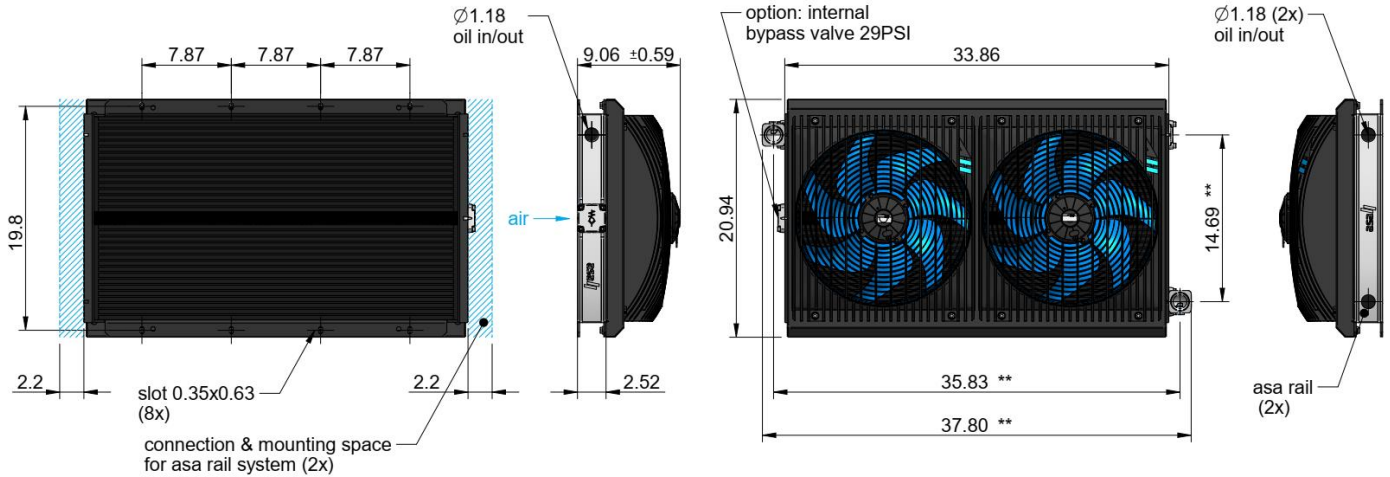


# Oil / Air Cooler

## Standard Range, TT 40 rail DC

### 12V / 24V DC



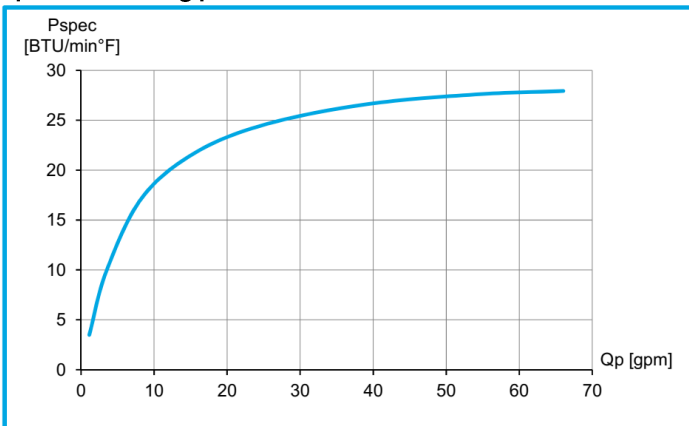
\*\* ...installation example UN 1 5/8", connector set not included (ILLZSET5U20U00)

## Technical Data

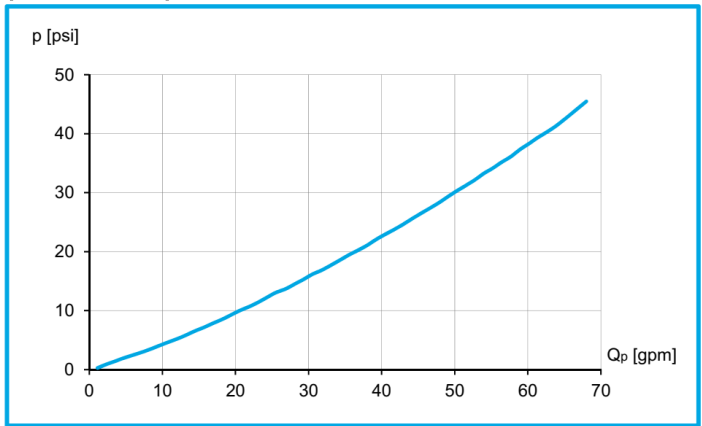
order number	description	power	current	protection	air flow	noise level	weight	optional internal bypass (29 PSI)
		[HP]	[A]		[SCFM]	[dB(A)]	[lbs]	cooler order number
ASATT40RD01U00	TT 40 rail 12V DC	2x0.38	2x21.2	IP 68	2750	78	71.2	ASATT40RD01BPU00
ASATT40RD02U00	TT 40 rail 24V DC	2x0.40	2x11.4	IP 68	2750	78	71.4	ASATT40RD02BPU00

## Performance

### specific cooling performance



### pressure drop at 150 SSU



This data sheet and the corresponding scale drawings are to be used as a general guideline and technical overview of our products. Please contact us if more exact information is needed. As we are constantly improving our products, their characteristics, dimensions and weights may also change, although we do our best to incorporate these changes continually. asa assumes no liability for any information therein, any errors, omissions, misprints, nor any direct or indirect damages, losses or costs resulting therefrom. Any cooling performances and general technical values indicated in this catalogue are measured at a test bench according to asa testing procedures or calculated, based on such tests. They represent a basis for your product selection. Due to different conditions in testing and application environments the performance may also vary by +/- 15%. All sound values are determined in accordance with ISO 9614-2, DIN EN ISO 11203 accuracy class 3 or Machinery Directive 2006/42/EG and are A-rated. At some of the performance data, possible differences to competition data are possible. The reason for that are no existing standardized testing procedures on individual subjects, e.g. for cooling performance measurements. Therefore, we recommend all products to be checked under the system operating conditions. This is also true of vibrations and mechanical stress as well as for pressure peaks and thermal stress and any other relevant factors. General tolerances according to DIN ISO 2768-VL, General tolerances for casted parts according to EN ISO 8062-3 (DCTG 10). Tolerances for rubber parts are according to ISO 3302-1 (class M4-F+C). The tolerances of welding seams are defined by quality group D according to EN ISO 10042. If it is not specified on the actual scale drawing or data sheet, any form of liability is excluded for the information included in this datasheet. All details and calculation values are checked to the best of our ability, but these do not ensure any intrinsic product properties; due to the wide-ranging possible applications, it is advised that all technical data herewith included be confirmed through testing carried out by the end-user. asa technology Produktions- und Vertriebs GmbH reserves the right to modify the product without any separate notification. This refers to both technical data and the product itself. Furthermore, it is herewith specified that the datasheet does not substitute the corresponding scale drawings, assembly and installation guidelines, nor the operating instructions.

# Oil / Air Cooler

## Standard Range, TT 40 rail DC

### 12V / 24V DC



#### Radiator

material:	aluminum
working temperature range:	-4°F to +176°F (oil temperature)*
air fin:	wavy
working pressure:	377 PSI (static)

#### Options

asa rail connector set UN 1 5/16"	ILLZSET5U16U00 (requires 1 set/cooler)
asa rail connector set UN 1 5/8"	ILLZSET5U20U00 (requires 1 set/cooler)
asa rail connector set UN 1 5/16" HNBR	ILLZSET5U16HU00
asa rail connector set UN 1 5/8" HNBR	ILLZSET5U20HU00
	Connector set with suitable HNBR sealing for working temperature range up to 248°F (gear box cooling, water glycol cooling,...)
temperature switches	ILLZTH5069KU00, ILLZTH6069KU00, ILLZTH9069KU00
temperature control	variable fan speed control on request
internal bypass	alternative bypass settings (14.5 PSI / 72,5 PSI)
internal temperature bypass	ILLZBPT5027KU00 (122°F)

\*...the indicated temperature is the maximum inlet temperature for the cooler radiator. Depending on the sealings in use, the application needs appropriate checking.



This data sheet and the corresponding scale drawings are to be used as a general guideline and technical overview of our products. Please contact us if more exact information is needed. As we are constantly improving our products, their characteristics, dimensions and weights may also change, although we do our best to incorporate these changes continually. asa assumes no liability for any information therein, any errors, omissions, misprints, nor any direct or indirect damages, losses or costs resulting therefrom. Any cooling performances and general technical values indicated in this catalogue are measured at a test bench according to asa testing procedures or calculated, based on such tests. They represent a basis for your product selection. Due to different conditions in testing and application environments the performance may also vary by +/- 15%. All sound values are determined in accordance with ISO 9614-2, DIN EN ISO 11203 accuracy class 3 or Machinery Directive 2006/42/EG and are A-rated. At some of the performance data, possible differences to competition data are possible. The reason to that are no existing standardized testing procedures on individual subjects, e.g. for cooling performance measurements. Therefore, we recommend all products to be checked under the system operating conditions. This is also true of vibrations and mechanical stress as well as for pressure peaks and thermal stress and any other relevant factors. General tolerances according to DIN ISO 2768-M, General tolerances for casted parts according to EN ISO 8062-3 (DCTG 10). Tolerances for rubber parts are according to ISO 3302-1 (class M4-F+C). The tolerances of welding seams are defined by quality group D according to EN ISO 10042, if it is not specified on the actual scale drawing or data sheet. Any form of liability is excluded for the information included in this datasheet. All details and calculation values are checked to the best of our ability, but these do not ensure any intrinsic product properties; due to the wide-ranging possible applications, it is advised that all technical data herewith included be confirmed through testing carried out by the end-user. asa technology Produktions- und Vertriebs GmbH reserves the right to modify the product without any separate notification. This refers to both technical data and the product itself. Furthermore, it is herewith specified that the datasheet does not substitute the corresponding scale drawings, assembly and installation guidelines, nor the operating instructions.