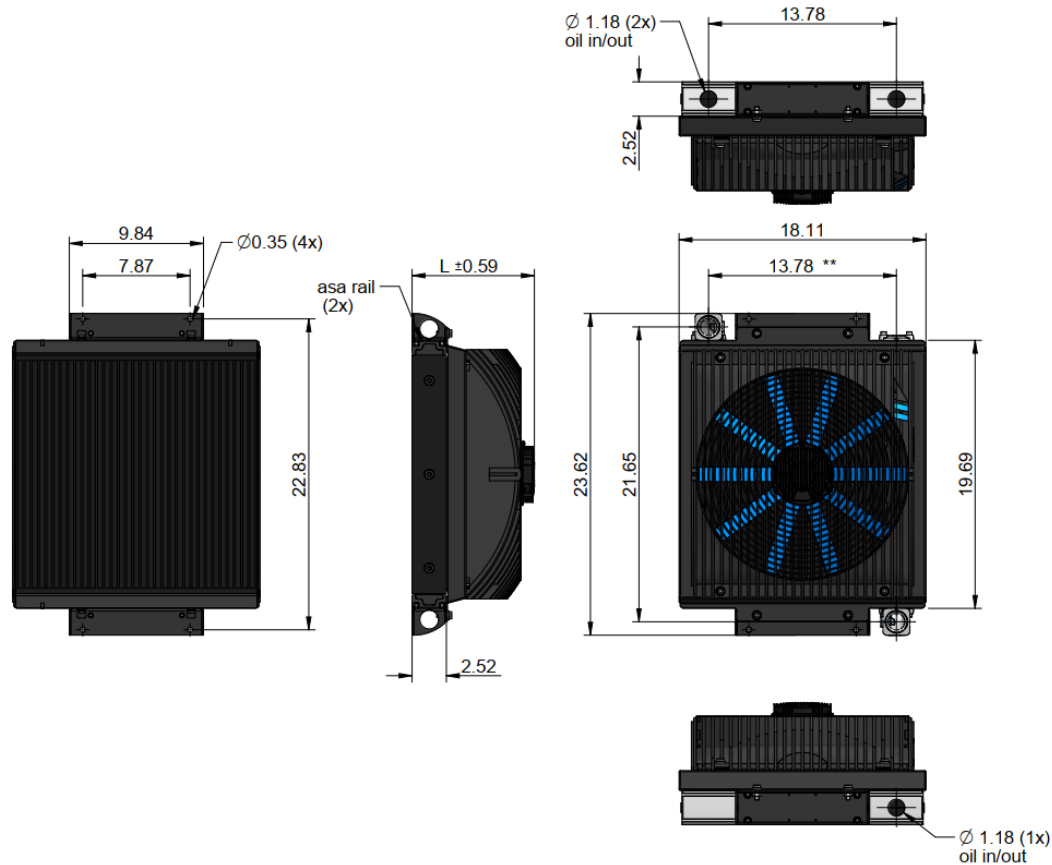


Oil / Air Cooler

Standard Range, TT 20 rail DC

12V / 24V DC



** ...installation example UN 1 5/8", connector set not included (ILLZESET5G20U00)



Technical Data

order number	description	power	current	protection	air flow	noise level	L	weight
		[HP]	[A]		[CFM]	[dB(A)]	[mm]	[lbs]
ASATT20RD01U00	TT 20 rail 12V DC	0.38	21,2	IP 68	1468	76	8.98	44
ASATT20RD02U00	TT 20 rail 24V DC	0.30	11,4	IP 68	1468	76	8.98	44

Oil / Air Cooler

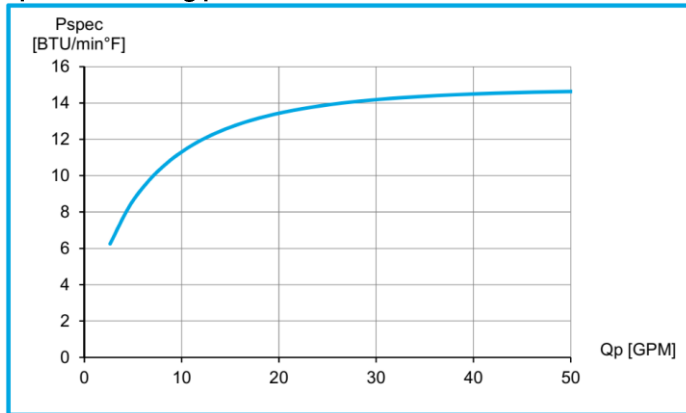
Standard Range, TT 20 rail DC

12V / 24V DC

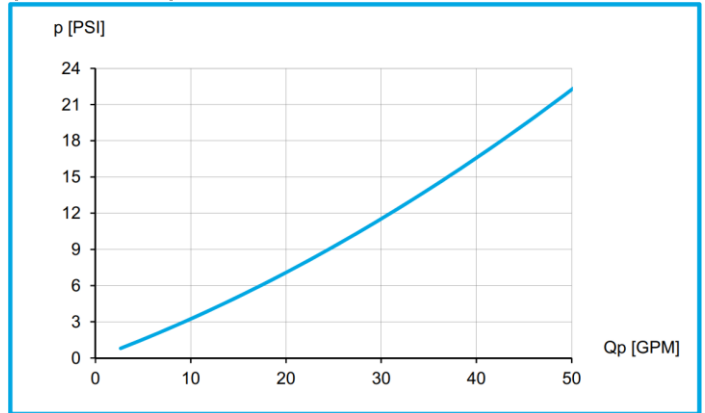


Performance

specific cooling performance



pressure drop at 30cSt



Radiator

material:	aluminum
working temperature range:	-4°F to +176°F (oil temperature)*
air fin shape:	wavy
working pressure:	370 PSI (static)

*...the indicated temperature is the maximum inlet temperature for the cooler radiator. Depending on the sealings in use, the application needs appropriate checking.

Options

asa rail connection UN 1 5/16"	ILLZSET5U16U00 (1 set per cooler)
asa rail connection UN 1 5/8"	ILLZSET5U20U00 (1 set per cooler)
temperature switches	ILLZTH5069KU00, ILLZTH6069KU00, ILLZTH9069KU00
temperature control	ILLZTC12-2KU00 or ILLZTC24-2KU00, except TT20 h.p.
internal bypass	alternative bypass settings (15 PSI/73 PSI)
internal temperature bypass	ILLZBPT5027KU00 (50°C)



This data sheet and the corresponding scale drawings are to be used as a general guideline and technical overview of our products. Please contact us if more exact information is needed. As we are constantly improving our products, their characteristics, dimensions and weights may also change, although we do our best to incorporate these changes continually. asa assumes no liability for any information therein, any errors, omissions, misprints, nor any direct or indirect damages, losses or costs resulting therefrom. Any cooling performances and general technical values indicated in this catalogue are measured at a test bench according to asa testing procedures or calculated, based on such tests. They represent a basis for your product selection. Due to different conditions in testing and application environments the performance may also vary by +/- 15%. All sound values are determined in accordance with ISO 9614-2, DIN EN ISO 11203 accuracy class 3 or Machinery Directive 2006/42/EG and are A-rated. At some of the performance data, possible differences to competition data are possible. The reason to that are no existing standardized testing procedures on individual subjects, e.g. for cooling performance measurements. Therefore, we recommend all products to be checked under the system operating conditions. This is also true of vibrations and mechanical stress as well as for pressure peaks and thermal stress and any other relevant factors. General tolerances according to DIN ISO 2768-M, General tolerances for casted parts according to EN ISO 8062-3 (DCTG 10). Tolerances for rubber parts are according to ISO 3302-1 (class M4-F+C). The tolerances of welding seams are defined by quality group D according to EN ISO 10042, if it is not specified on the actual scale drawing or data sheet. Any form of liability is excluded for the information included in this datasheet. All details and calculation values are checked to the best of our ability, but these do not ensure any intrinsic product properties: due to the wide-ranging possible applications, it is advised that all technical data herewith included be confirmed through testing carried out by the end-user. asa technology Produktions- und Vertriebs GmbH reserves the right to modify the product without any separate notification. This refers to both technical data and the product itself. Furthermore, it is herewith specified that the datasheet does not substitute the corresponding scale drawings, assembly and installation guidelines, nor the operating instructions.

DD-ASATT20RDXX-us-rev1 © asa technology, November 2022 page 2/2